

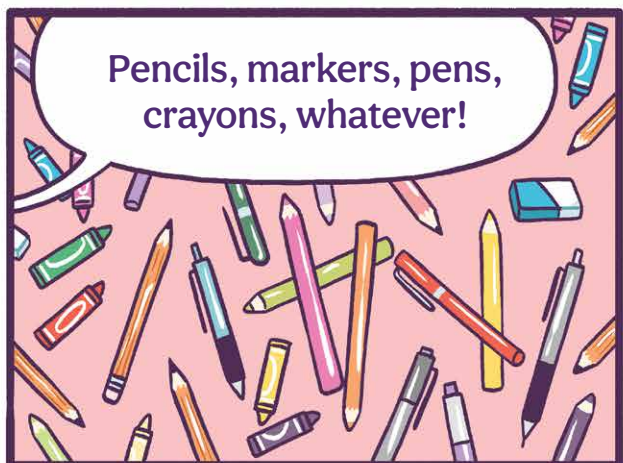


CLOUD PUPPY

A graphic novel series by
Kelly Leigh Miller

REPRODUCIBLE

MAKE YOUR OWN MINI COMIC!



CLOUD PUPPY

A graphic novel series by Kelly Leigh Miller

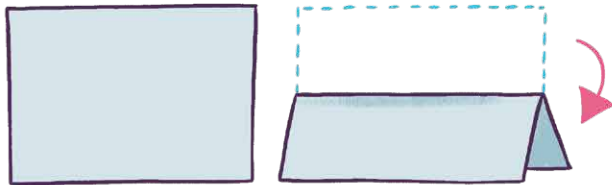
see next page →

REPRODUCIBLE

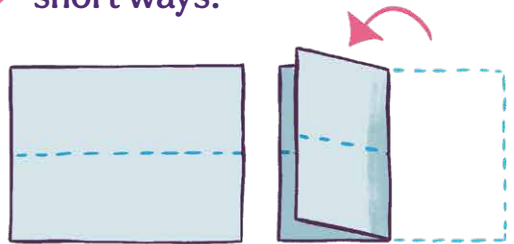
HOW TO MAKE YOUR OWN COMIC

All you need is one sheet of paper!

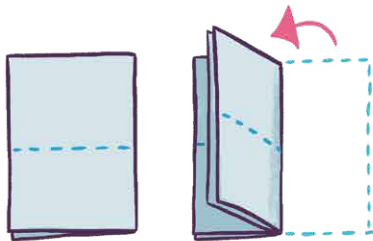
1 Take your sheet of paper and fold it long ways. Then unfold.



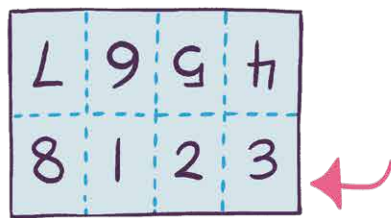
2 Next, fold the paper short ways!




3 Fold it again the same way.




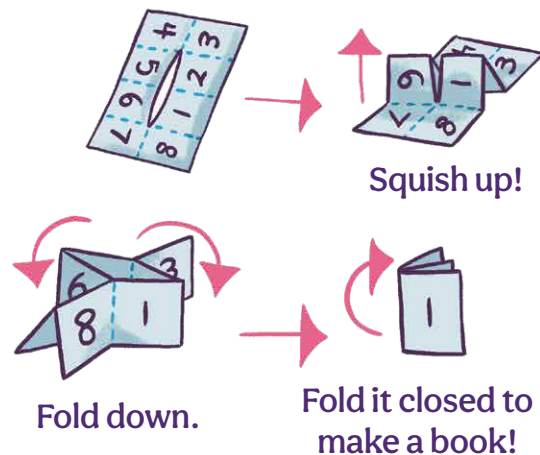
4 Unfold, and it should look like this:



5 Repeat step 2 and then cut along the middle crease. Not all the way, though! Just to where the two creases meet.



6 Now unfold and put it together to form a book!



CLOUD PUPPY

A graphic novel series by
Kelly Leigh Miller




Now go off and create
your own story!

REPRODUCIBLE

atheneum



Art © 2024 by Kelly Leigh Miller



CLOUD PUPPY

A graphic novel series by
Kelly Leigh Miller

REPRODUCIBLE



CLOUD PUPPY

A graphic novel series by
Kelly Leigh Miller

REPRODUCIBLE

ROLEPLAY AWAY!


To bring Cloud Puppy and her friends to life, color in each of the characters below. Then cut along the dotted lines and fix them onto the tops of popsicle sticks using tape or glue. Now you can create your own story, even if drawing isn't your thing!

MATERIALS NEEDED

- Coloring supplies
- Scissors
- Tape or glue
- Four popsicle sticks

Ask a grown-up if you need help!


Cloud Puppy





Berry Rose



Mossquatch



Jack



CLOUD PUPPY

A graphic novel series by
Kelly Leigh Miller

REPRODUCIBLE

atheneum

Art © 2024 by Kelly Leigh Miller